

Titusville High 2010-2011 Parent Survey

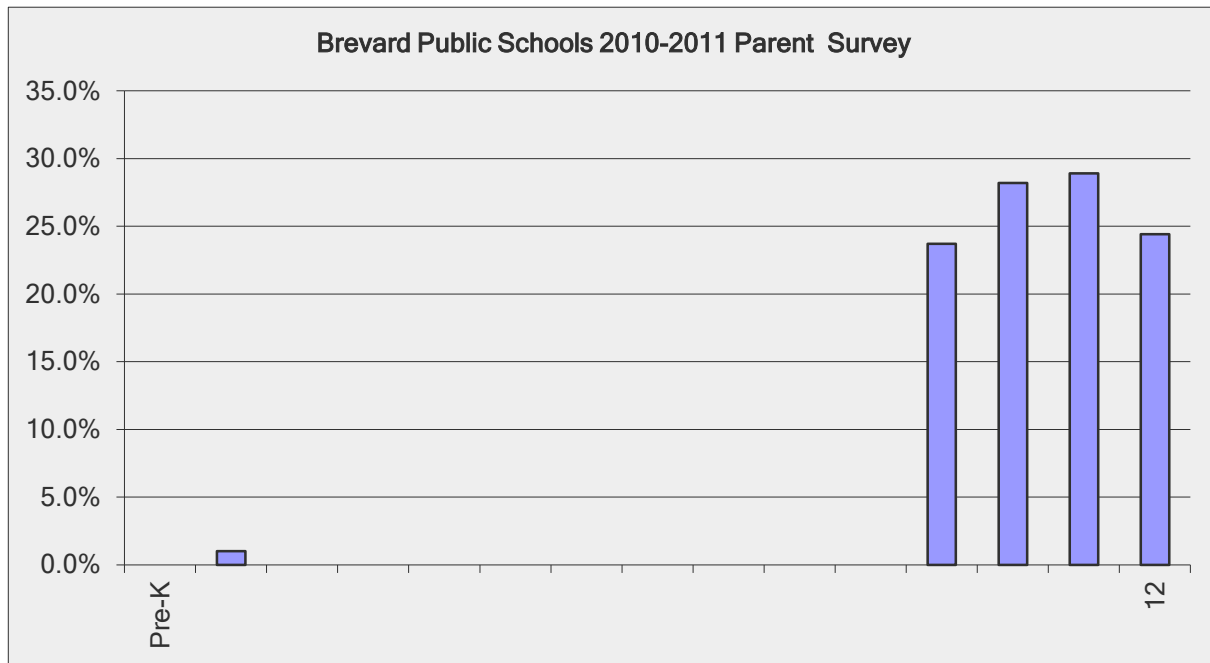
What school does your child attend?		
Answer Options	Response Percent	Response Count
Allen, Roy, Elementary	0.0%	0
Andersen Elementary	0.0%	0
Apollo Elementary	0.0%	0
Astronaut High	0.0%	0
Atlantis Elementary	0.0%	0
Audubon Elementary	0.0%	0
Bayside High	0.0%	0
Brevard Virtual Instruction Program (BVIP)	0.0%	0
Cambridge Elementary Magnet	0.0%	0
Campus Charter	0.0%	0
Cape View Elementary	0.0%	0
Carroll, Lewis Elementary	0.0%	0
Central Area Alternative Learning Center	0.0%	0
Central Middle	0.0%	0
Challenger 7 Elementary	0.0%	0
Clearlake Middle	0.0%	0
Cocoa Beach Jr./Sr. High	0.0%	0
Cocoa High	0.0%	0
Columbia Elementary	0.0%	0
Coquina Elementary	0.0%	0
Creel, Dr. W.J. Elementary	0.0%	0
Croton Elementary	0.0%	0
DeLaura Middle	0.0%	0
Discovery Elementary	0.0%	0
Eau Gallie High	0.0%	0
Edgewood Jr./Sr. High	0.0%	0
Educational Horizon's Charter	0.0%	0
Endeavour Elementary	0.0%	0
Enterprise Elementary	0.0%	0
Fairglen Elementary	0.0%	0
Fieldston Preparatory School	0.0%	0
Freedom 7 Elem. Sch. Of International Studies	0.0%	0
Gardendale Elementary Magnet	0.0%	0
Gemini Elementary	0.0%	0
Golfview Elementary	0.0%	0
Harbor City Elementary	0.0%	0
Heritage High	0.0%	0
Holland Elementary	0.0%	0
Hoover Middle	0.0%	0
Horace Mann	0.0%	0
Imagine Schools of West Melbourne Charter	0.0%	0
Imperial Estates Elementary	0.0%	0
Indialantic Elementary	0.0%	0
Jackson Middle	0.0%	0
Jefferson Middle	0.0%	0

Johnson Middle	0.0%	0
Jupiter Elementary	0.0%	0
Kennedy Middle	0.0%	0
Lockmar Elementary	0.0%	0
Longleaf Elementary	0.0%	0
Madison Middle	0.0%	0
Manatee Elementary	0.0%	0
McAuliffe, Christa Elementary	0.0%	0
McNair Magnet Middle	0.0%	0
Meadowlane Intermediate Elementary	0.0%	0
Meadowlane Primary Elementary	0.0%	0
Melbourne High	0.0%	0
Merritt Island High	0.0%	0
MILA Elementary	0.0%	0
Mims Elementary	0.0%	0
North Area Alternative Learning Center	0.0%	0
Oak Park Elementary	0.0%	0
Ocean Breeze Elementary	0.0%	0
Odyssey Charter	0.0%	0
Palm Bay Academy Charter	0.0%	0
Palm Bay Elementary	0.0%	0
Palm Bay High	0.0%	0
Palm Bay Community Charter - Patriot Campus	0.0%	0
Palm Bay Municipal Charter - High	0.0%	0
Pinewood Elementary	0.0%	0
Port Malabar Elementary	0.0%	0
Quest Elementary School	0.0%	0
Riverdale Country Day School	0.0%	0
Riverview Elementary	0.0%	0
Riviera Elementary	0.0%	0
Rockledge High	0.0%	0
Roosevelt Elementary	0.0%	0
Royal Palm Charter	0.0%	0
Sabal Elementary	0.0%	0
Satellite High	0.0%	0
Saturn Elementary	0.0%	0
Sculptor Charter	0.0%	0
Sea Park Elementary	0.0%	0
Sherwood Elementary	0.0%	0
South Area Alternative Learning Center	0.0%	0
South Lake Elementary	0.0%	0
Southwest Middle	0.0%	0
Space Coast Jr./Sr. High	0.0%	0
Stevenson Elem. School of the Arts	0.0%	0
Stone Middle	0.0%	0
Sunrise Elementary	0.0%	0
Suntree Elementary	0.0%	0
Surfside Elementary	0.0%	0
Titusville High	100.0%	308
Tropical Elementary	0.0%	0
Turner Elementary	0.0%	0
University Park Elementary	0.0%	0

Viera High	0.0%	0
West Melbourne Elem. Sch. for Science	0.0%	0
West Shore Jr./Sr. High	0.0%	0
Westside Elementary	0.0%	0
Williams Elementary	0.0%	0
<i>answered question</i>		308
<i>skipped question</i>		0

Brevard Public Schools 2010-2011 Parent Survey

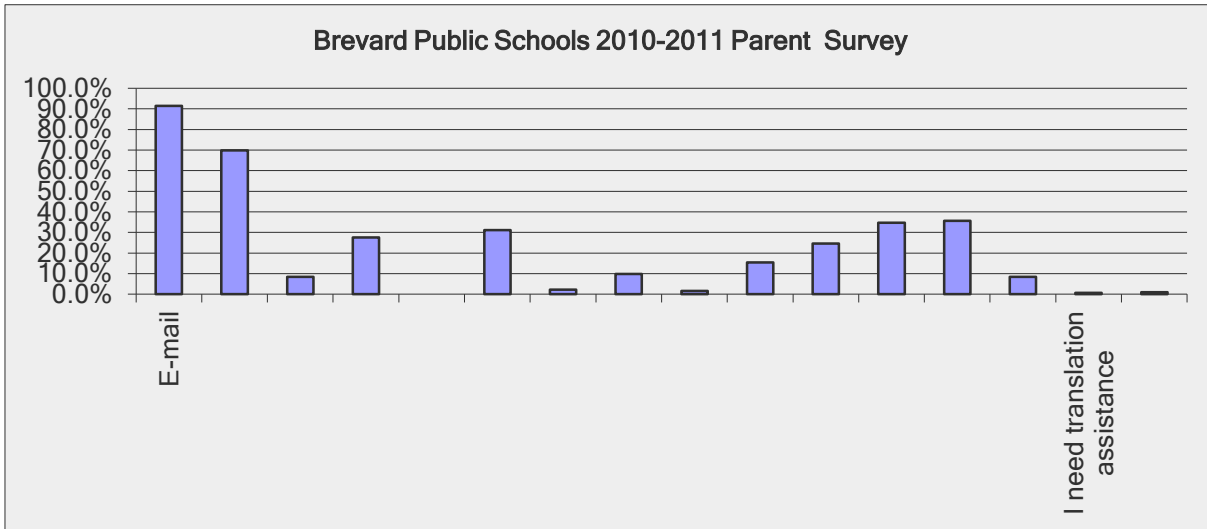
What is your child's current grade level?		
Answer Options	Response Percent	Response Count
Pre-K	0.0%	0
K	1.0%	3
TK-1	0.0%	0
1	0.0%	0
2	0.0%	0
3	0.0%	0
4	0.0%	0
5	0.0%	0
6	0.0%	0
7	0.0%	0
8	0.0%	0
9	23.7%	73
10	28.2%	87
11	28.9%	89
12	24.4%	75
<i>answered question</i>		308
<i>skipped question</i>		0



Brevard Public Schools 2010-2011 Parent Survey

What are the best ways to communicate with you and keep you well informed? (Check all that apply)

Answer Options	Response Percent	Response Count
E-mail	91.5%	279
Edline	69.8%	213
School district website	8.5%	26
School website	27.5%	84
District television programs (BPS-TV)	0.0%	0
Newsletters	31.1%	95
Agenda/school folder	2.3%	7
School marquee (sign)	9.8%	30
Parent-Teacher Association/Organization	1.6%	5
Guidance Counselor	15.4%	47
Notes from teacher	24.6%	75
Personal phone call	34.8%	106
Automated call (Synrevoice)	35.7%	109
In person at school	8.5%	26
I need translation assistance	0.7%	2
Other (please specify)	1.0%	3
<i>answered question</i>		305
<i>skipped question</i>		3

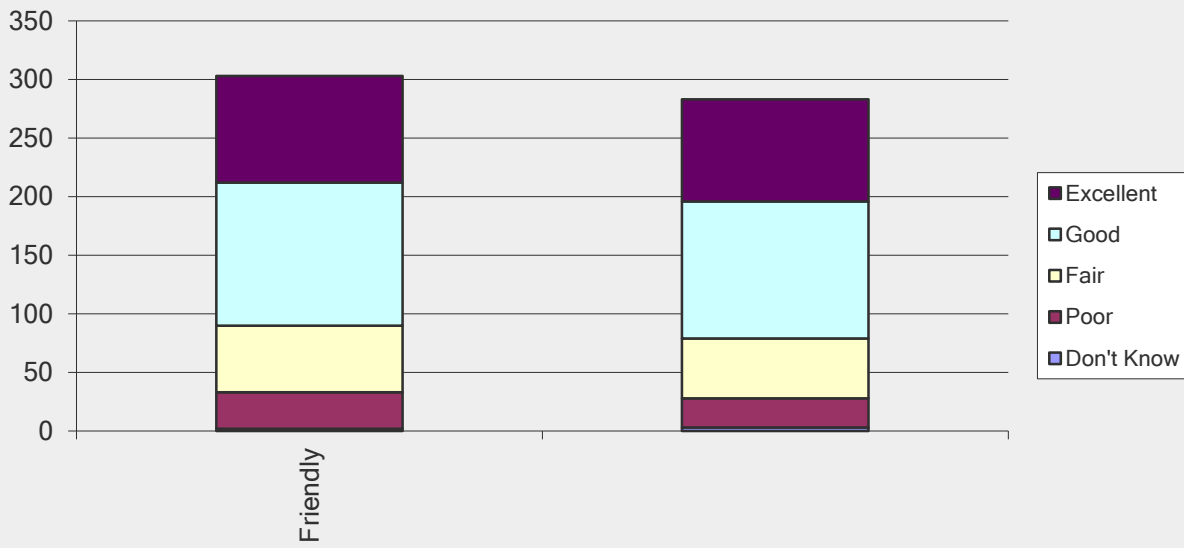


Brevard Public Schools 2010-2011 Parent Survey

When you visit your child's school, how welcoming is the front office staff?

Answer Options	Excellent	Good	Fair	Poor	Don't Know	Response Count
Friendly	91	122	57	31	2	303
Helpful	87	117	51	25	3	283
<i>answered question</i>						304
<i>skipped question</i>						4

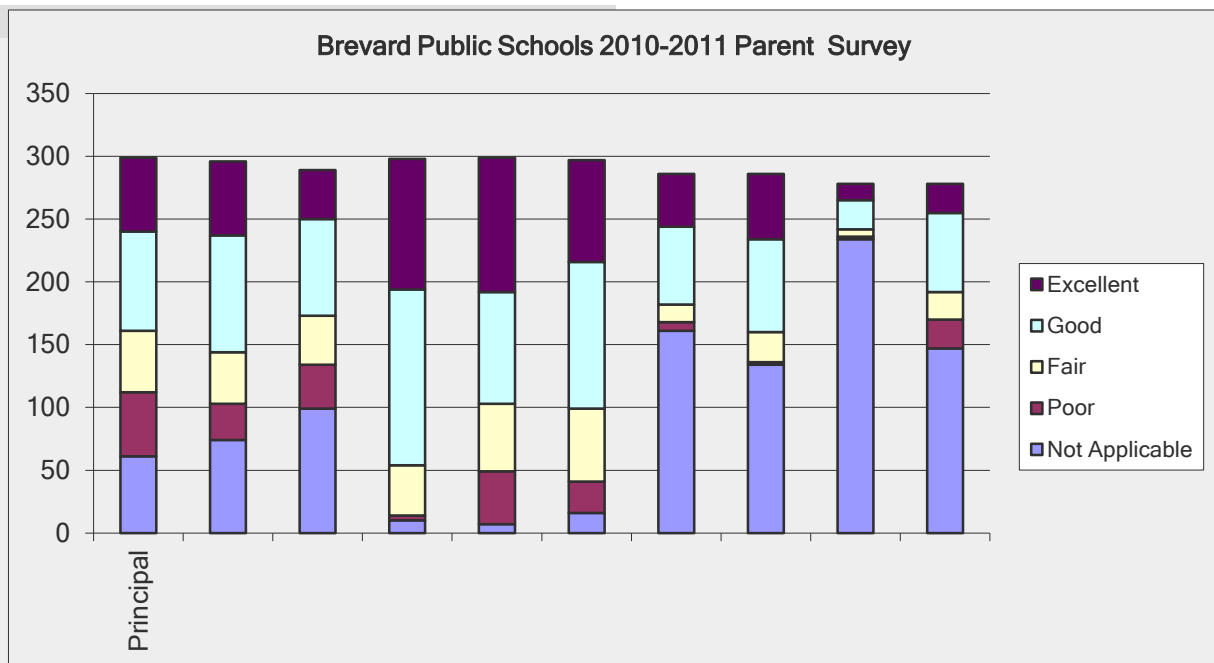
Brevard Public Schools 2010-2011 Parent Survey



Brevard Public Schools 2010-2011 Parent Survey

How responsive are the following staff members to your needs, concerns and questions?

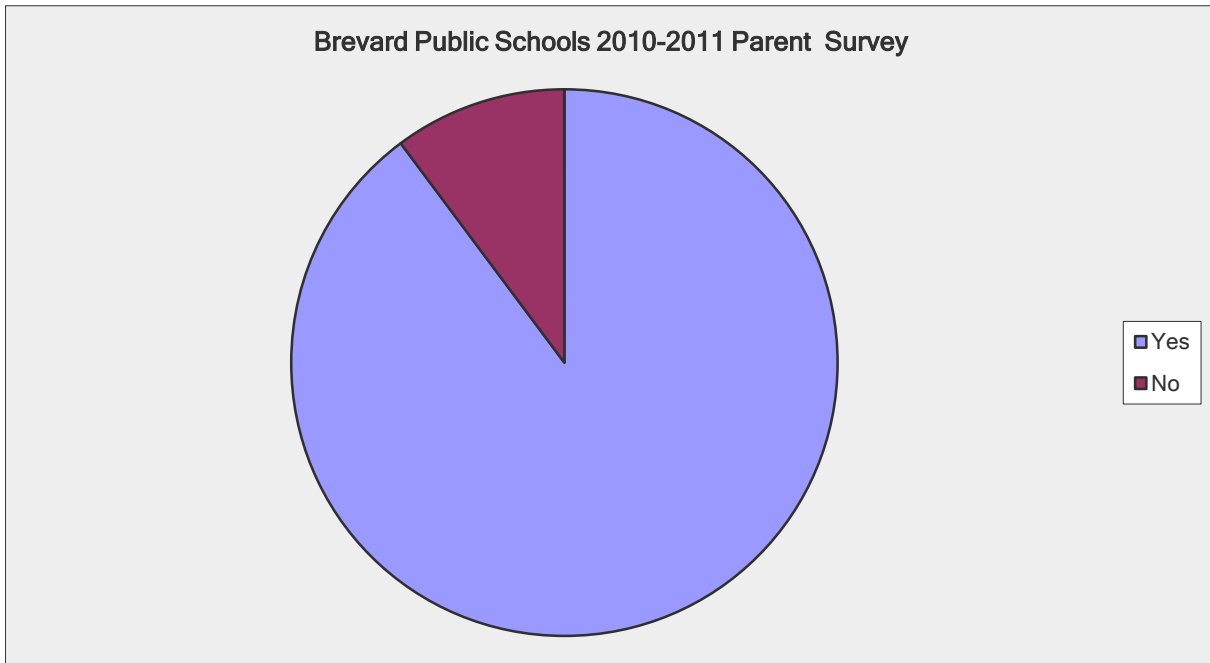
Answer Options	Excellent	Good	Fair	Poor	Not Applicable	Response Count
Principal	59	79	49	51	61	299
Assistant Principal	59	93	41	29	74	296
Dean	39	77	39	35	99	289
Teachers	104	140	40	4	10	298
Guidance Counselors	107	89	54	42	7	299
Office staff	81	117	58	25	16	297
Cafeteria staff	42	62	14	7	161	286
Clinic/nurse	52	74	24	2	134	286
School Age Child Care	13	23	6	2	234	278
School Board/district staff	23	63	22	23	147	278
<i>answered question</i>						302
<i>skipped question</i>						6



Brevard Public Schools 2010-2011 Parent Survey

Have you attended informational meetings or academic events at your child's school?

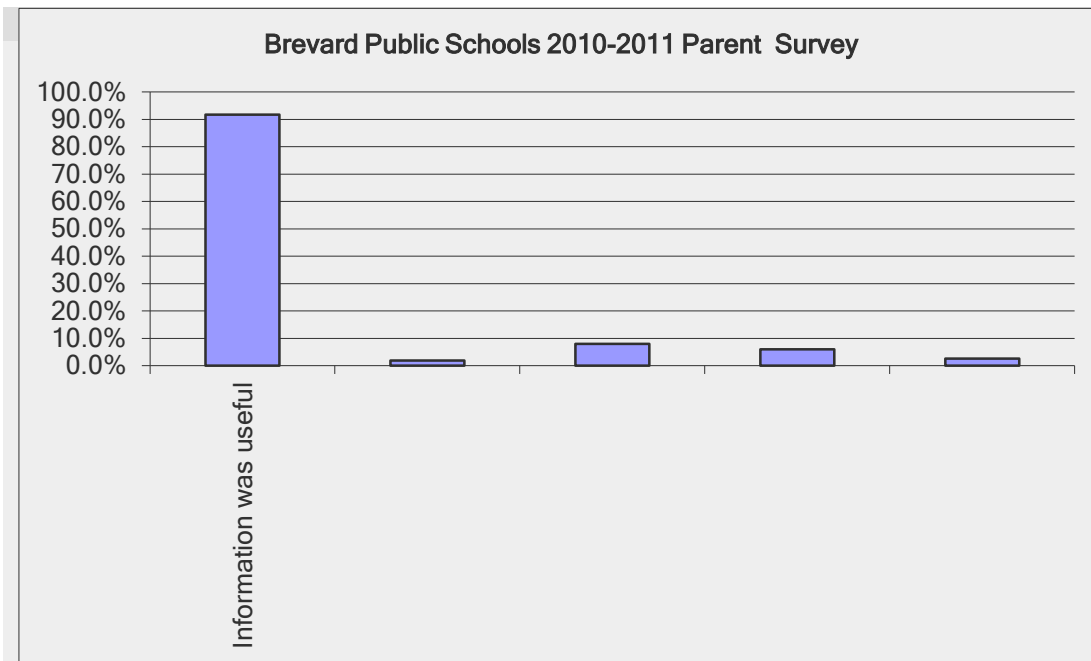
Answer Options	Response Percent	Response Count
Yes	89.8%	263
No	10.2%	30
<i>answered question</i>		293
<i>skipped question</i>		15



Brevard Public Schools 2010-2011 Parent Survey

Did the informational meetings or academic events you attended at your child's school provide you with useful information? (Check all that apply)

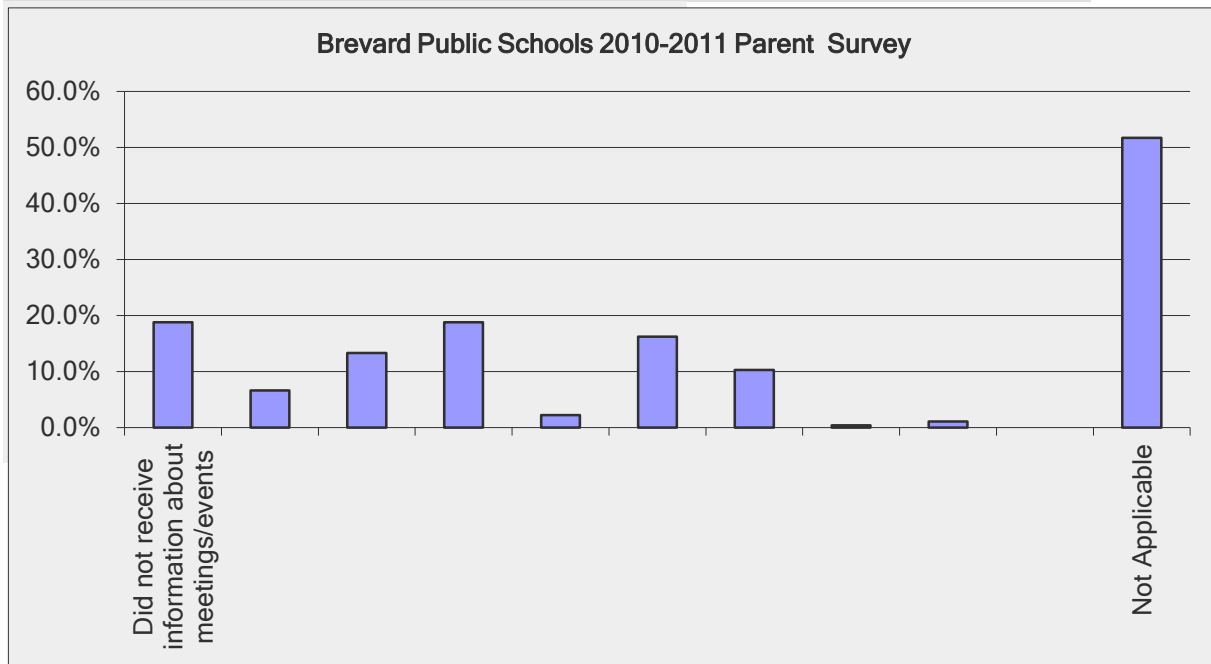
Answer Options	Response Percent	Response Count
Information was useful	91.7%	244
Topic was different than advertised	1.9%	5
Presentation/event not well organized	7.9%	21
Information not useful for me/my child	6.0%	16
Topic not of interest/value to me	2.6%	7
Other (please specify)		19
<i>answered question</i>		266
<i>skipped question</i>		42



Brevard Public Schools 2010-2011 Parent Survey

Please share why you didn't attend any informational meetings or academic events.
(Check all that apply)

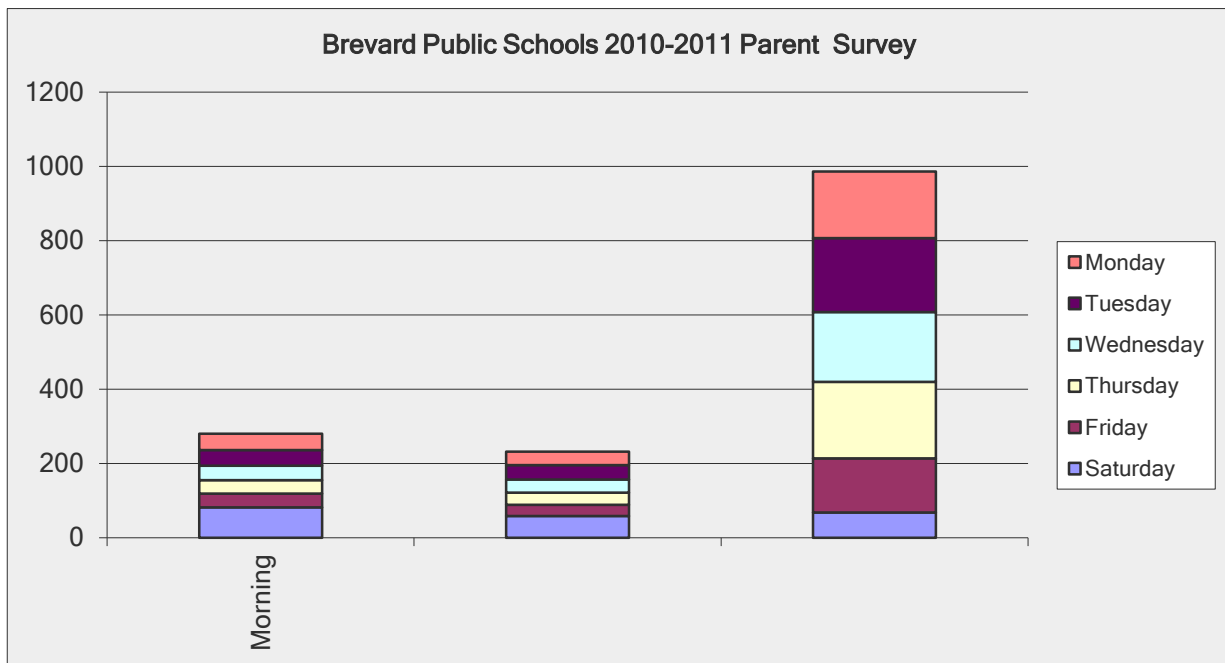
Answer Options	Response Percent	Response Count
Did not receive information about meetings/events	18.8%	51
Not enough information provided	6.6%	18
Not enough prior notice provided	13.3%	36
Meetings/events not at convenient times	18.8%	51
Information provided was difficult to understand	2.2%	6
Information not relevant to me/my child	16.2%	44
Not interested in topics presented	10.3%	28
No child care provided	0.4%	1
No transportation to get to meetings/events	1.1%	3
Needed translation services	0.0%	0
Not Applicable	51.7%	140
Other (please specify)		14
<i>answered question</i>		271
<i>skipped question</i>		37



Brevard Public Schools 2010-2011 Parent Survey

What days and times are best for you to attend school events? (Check all that apply)

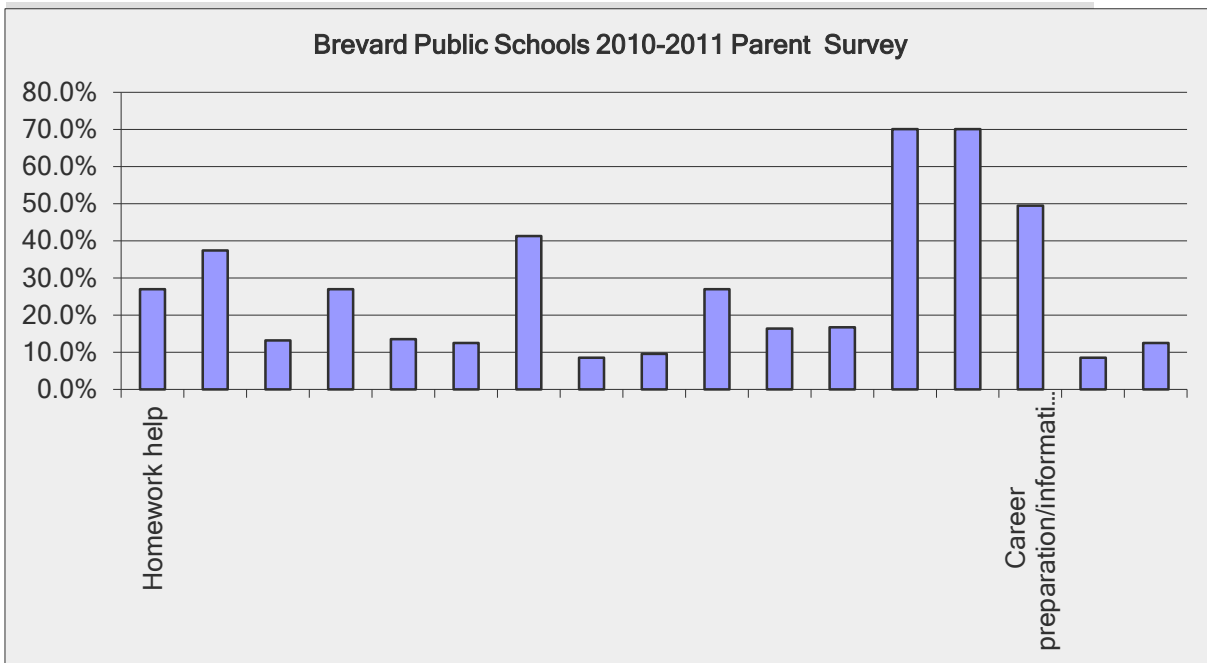
Answer Options	Monday	Tuesday	Wednesday	Thursday	Friday	Saturday	Response Count
Morning	44	42	39	36	37	82	120
Afternoon	36	39	35	33	30	59	96
Evening	179	199	188	206	146	68	267
<i>answered question</i>							297
<i>skipped question</i>							11



Brevard Public Schools 2010-2011 Parent Survey

What topics would you like to see presented at your school? (Check all that apply)

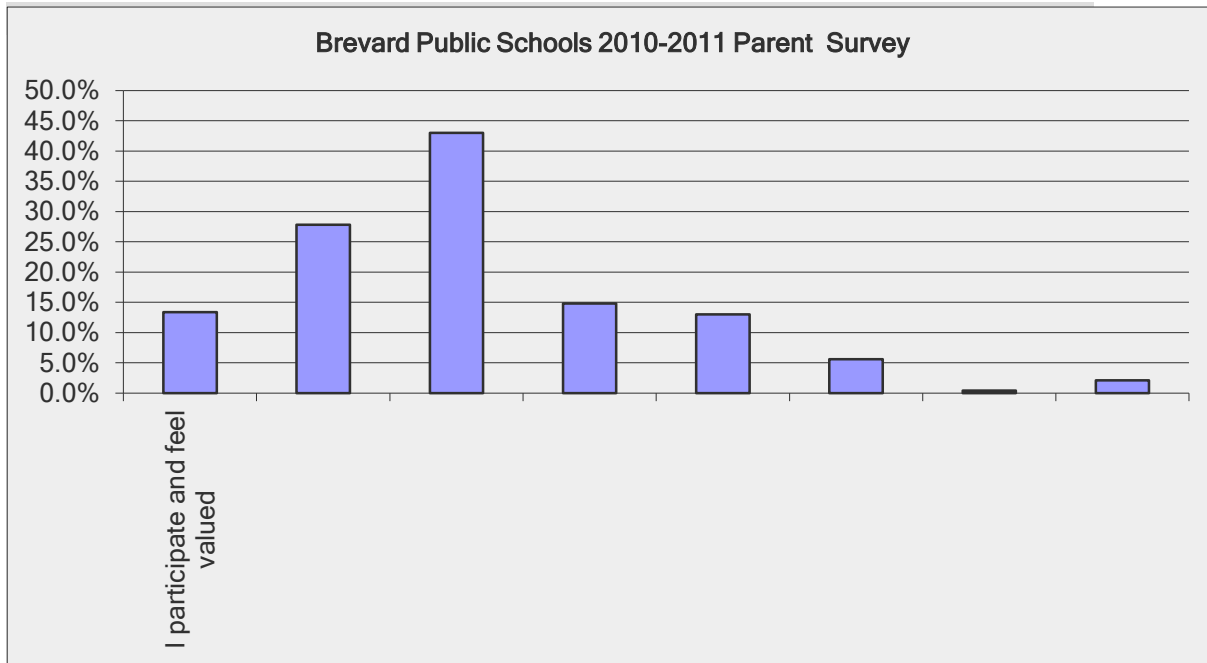
Answer Options	Response Percent	Response Count
Homework help	27.0%	76
Study skills	37.4%	105
Subject area topics	13.2%	37
Technology	27.0%	76
Internet safety	13.5%	38
Edline training(online grading and communication)	12.5%	35
Student online classes	41.3%	116
Parenting topics	8.5%	24
School safety	9.6%	27
School clubs/activities	27.0%	76
Health and nutrition	16.4%	46
Florida Comprehensive Assessment Test (FCAT)	16.7%	47
College entrance exam (SAT, ACT)	70.1%	197
College preparation/information	70.1%	197
Career preparation/information	49.5%	139
School Advisory Committee (SAC) training	8.5%	24
School Improvement Plan (SIP) training	12.5%	35
Other (please specify)		16
<i>answered question</i>		281
<i>skipped question</i>		27



Brevard Public Schools 2010-2011 Parent Survey

How do you feel about your level of participation in school decision making? (Check all that apply)

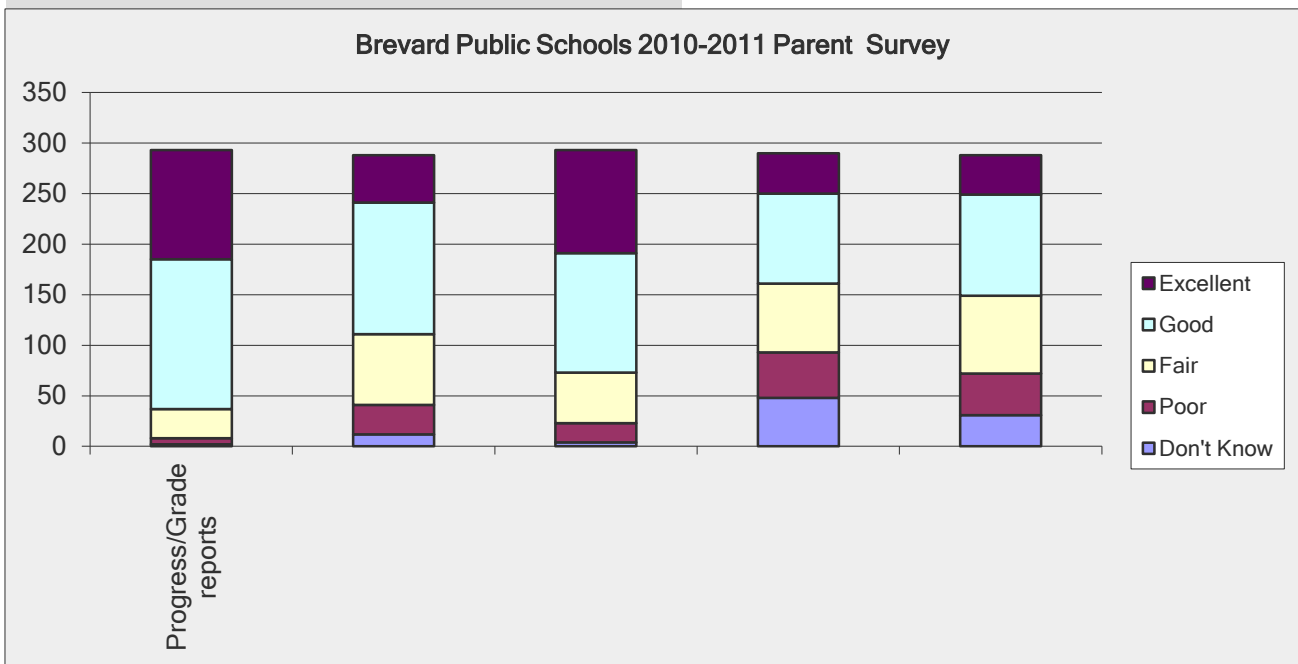
Answer Options	Response Percent	Response Count
I participate and feel valued	13.4%	38
I feel well informed and satisfied	27.8%	79
I don't feel encouraged to participate	43.0%	122
I don't know how to get involved	14.8%	42
I don't have time to participate	13.0%	37
I don't understand the issues very well	5.6%	16
I need translation assistance to participate more	0.4%	1
I prefer not to be involved in decision making	2.1%	6
Other (please specify)		34
<i>answered question</i>		284
<i>skipped question</i>		24



Brevard Public Schools 2010-2011 Parent Survey

Rate the information and help provided by the school regarding the following:

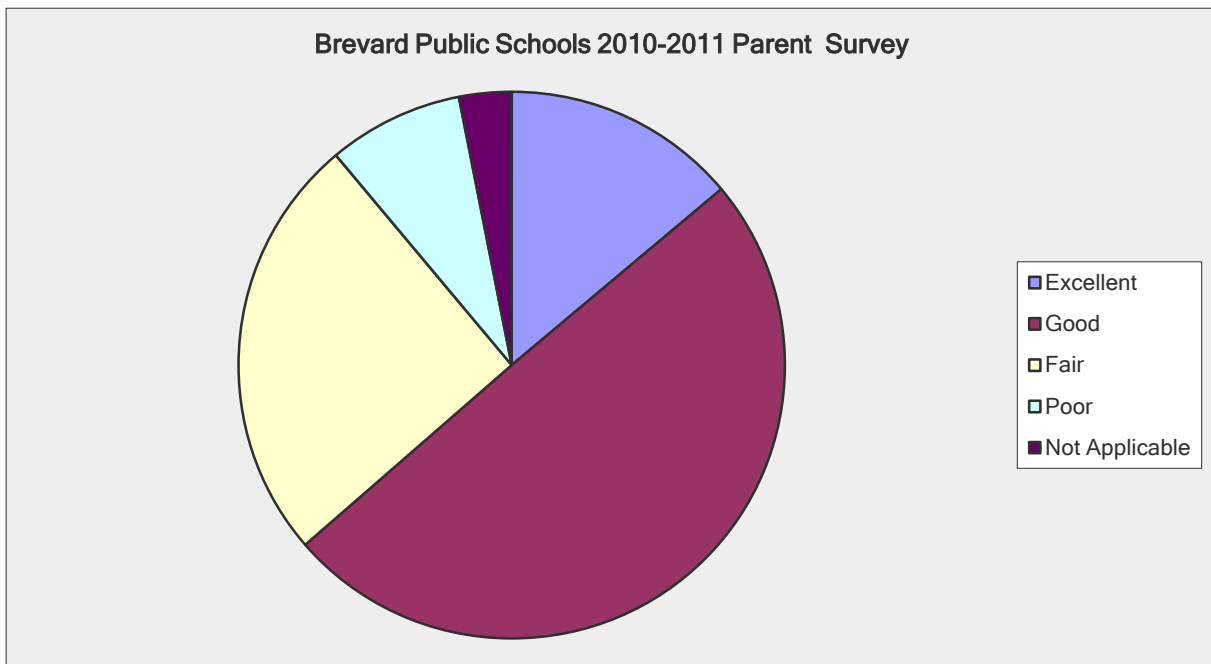
Answer Options	Excellent	Good	Fair	Poor	Don't Know	Response Count
Progress/Grade reports	108	148	29	6	2	293
Testing Information	47	130	70	29	12	288
Edline	102	118	50	19	4	293
Student academic support resources to use at home	40	89	68	45	48	290
	39	100	77	41	31	288
<i>answered question</i>						296
<i>skipped question</i>						12



Brevard Public Schools 2010-2011 Parent Survey

Rate the quality/relevance of the homework assigned to your child.

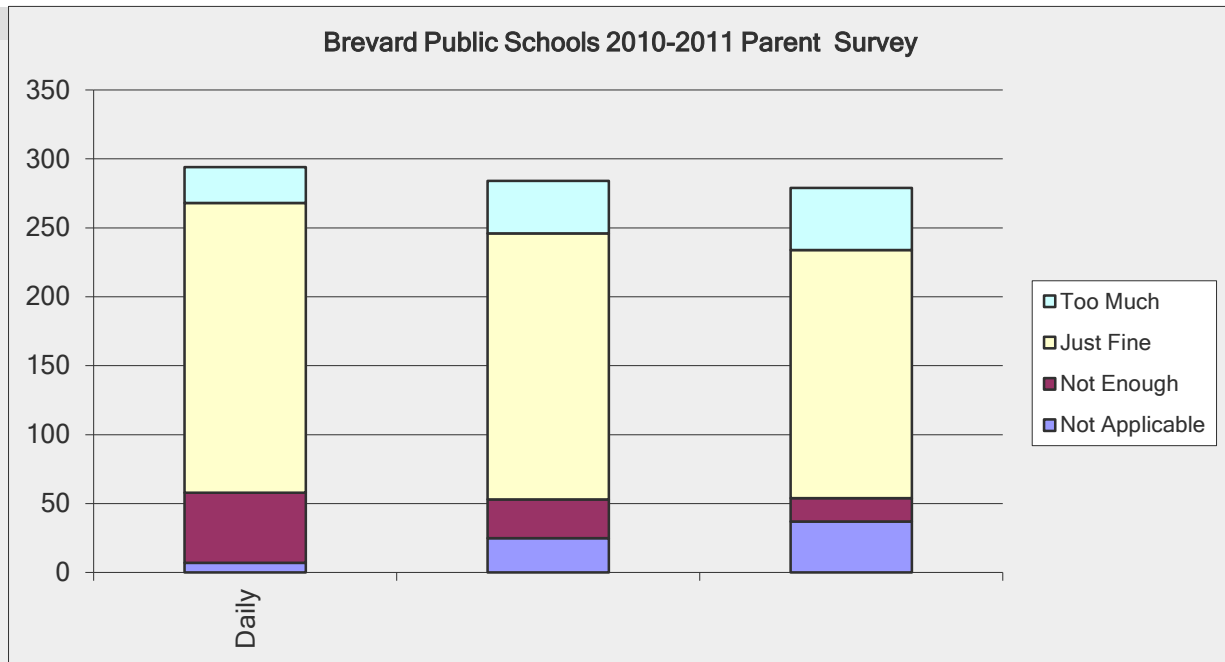
Answer Options	Response Percent	Response Count
Excellent	13.9%	40
Good	49.7%	143
Fair	25.3%	73
Poor	8.0%	23
Not Applicable	3.1%	9
<i>answered question</i>		288
<i>skipped question</i>		20



Brevard Public Schools 2010-2011 Parent Survey

How do you feel about the amount of homework your child receives?

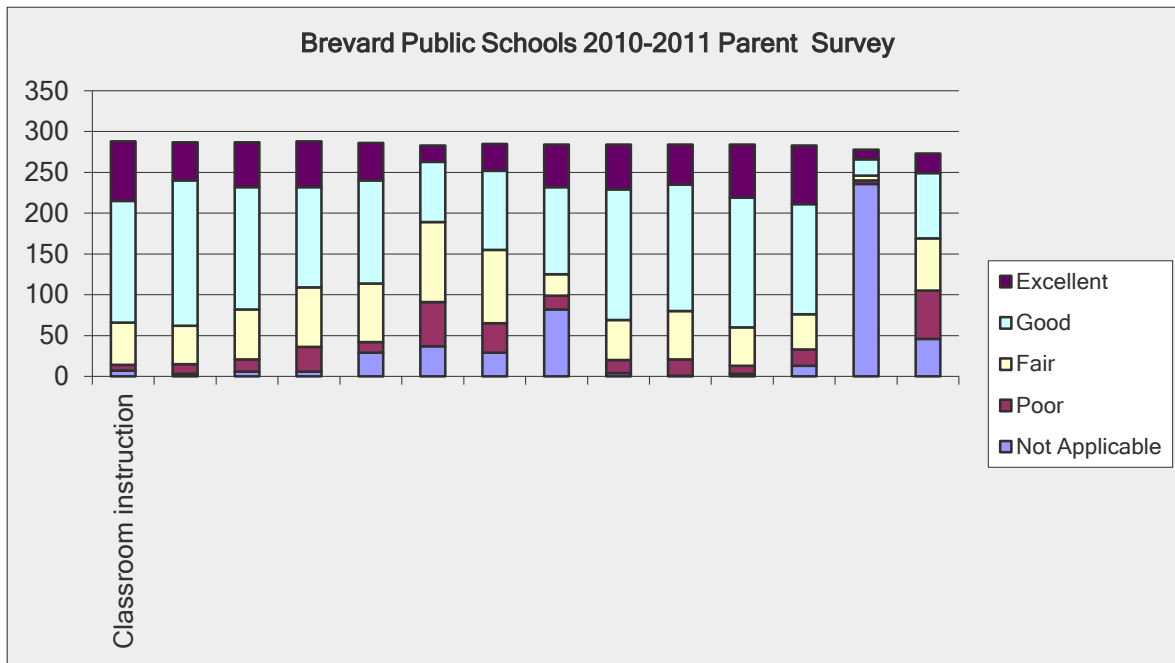
Answer Options	Too Much	Just Fine	Not Enough	Not Applicable	Response Count
Daily	26	210	51	7	294
Weekends	38	193	28	25	284
Holidays	45	180	17	37	279
<i>answered question</i>					294
<i>skipped question</i>					14



Brevard Public Schools 2010-2011 Parent Survey

Rate how satisfied you are with the following:

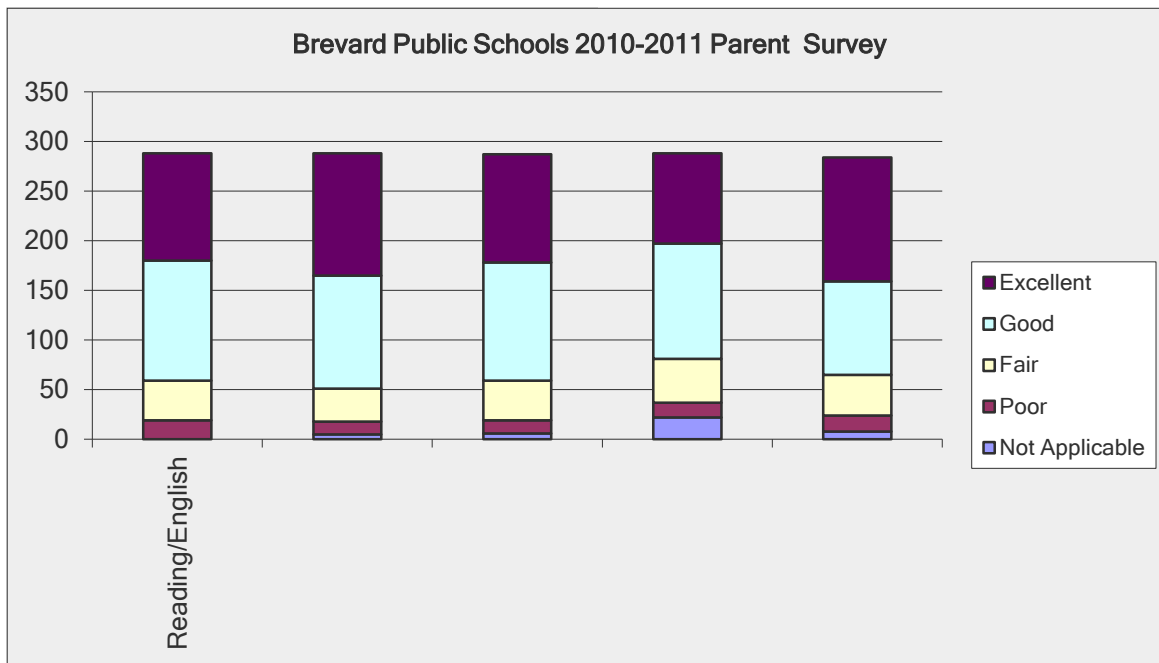
Answer Options	Excellent	Good	Fair	Poor	Not Applicable	Response Count
Classroom instruction	73	149	52	7	7	288
Instructional materials	47	178	47	12	3	287
Technology	55	150	61	15	6	287
School website	56	123	73	30	6	288
District website	46	126	72	13	29	286
Nutritious school meals	20	74	98	54	37	283
Reasonably priced meals	33	97	90	36	29	285
Bus transportation	52	107	26	17	82	284
Clean environment	55	160	49	16	4	284
Safe environment	49	155	59	20	1	284
Condition of school facility	65	159	47	10	3	284
Enrichment activities	72	135	43	20	13	283
School Age Child Care	12	20	6	4	236	278
Use of funds w/ budget cuts	24	80	64	59	46	273
<i>answered question</i>						290
<i>skipped question</i>						18



Brevard Public Schools 2010-2011 Parent Survey

Rate how well your child is learning in the following academic areas:

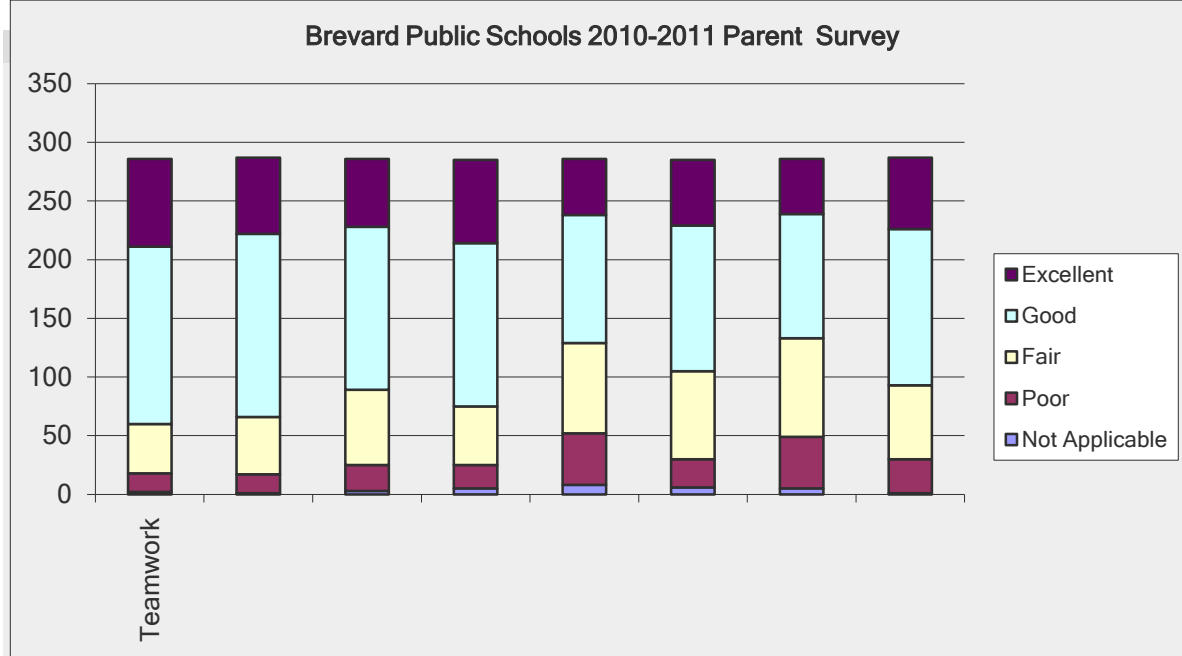
Answer Options	Excellent	Good	Fair	Poor	Not Applicable	Response Count
Reading/English	108	121	40	19	0	288
Mathematics	123	114	33	13	5	288
Science	109	119	40	13	6	287
Social Studies	91	116	44	15	22	288
Electives	125	94	41	16	8	284
<i>answered question</i>						288
<i>skipped question</i>						20



Brevard Public Schools 2010-2011 Parent Survey

Rate how well your child is learning the following 21st century skills at school:

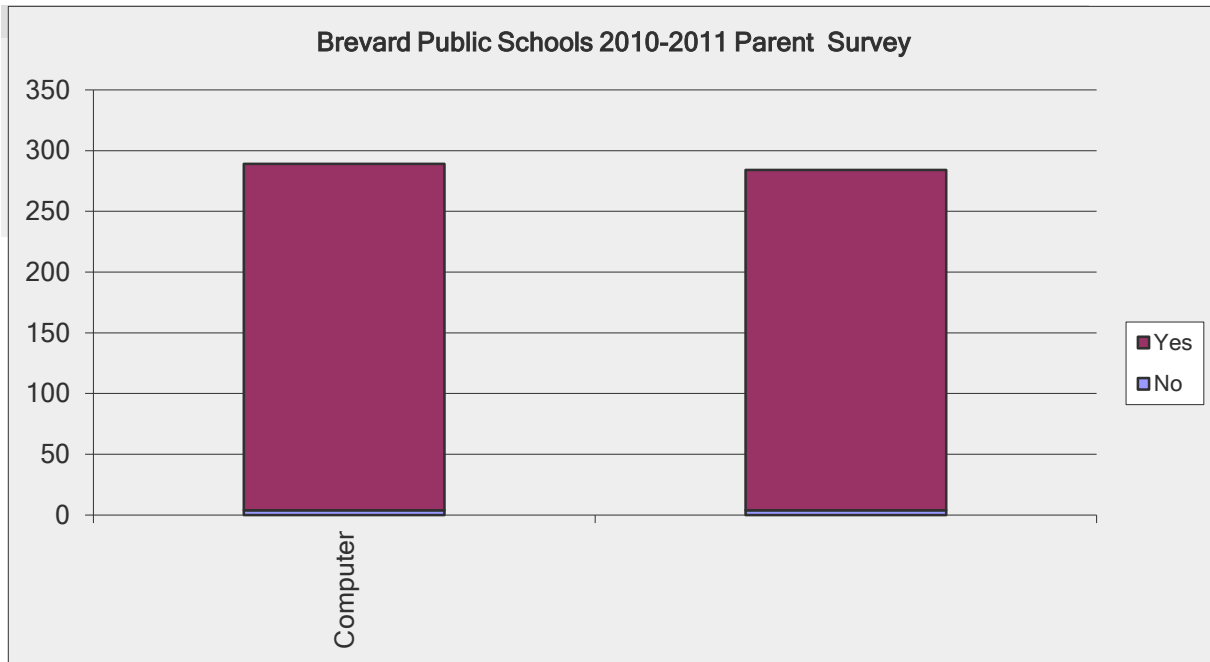
Answer Options	Excellent	Good	Fair	Poor	Not Applicable	Response Count
Teamwork	75	151	42	16	2	286
Effective communication	65	156	49	16	1	287
Meaningful projects	58	139	64	22	3	286
Practical use of technology	71	139	50	20	5	285
Real-world issues	48	109	77	44	8	286
How to do research	56	124	75	24	6	285
Organization skills	47	106	84	44	5	286
Personal character	61	133	63	29	1	287
<i>answered question</i>						288
<i>skipped question</i>						20



Brevard Public Schools 2010-2011 Parent Survey

Does your child have access to a computer and internet connection outside of school?

Answer Options	Yes	No	Response Count
Computer	285	4	289
Internet connection	280	4	284
<i>answered question</i>			289
<i>skipped question</i>			19

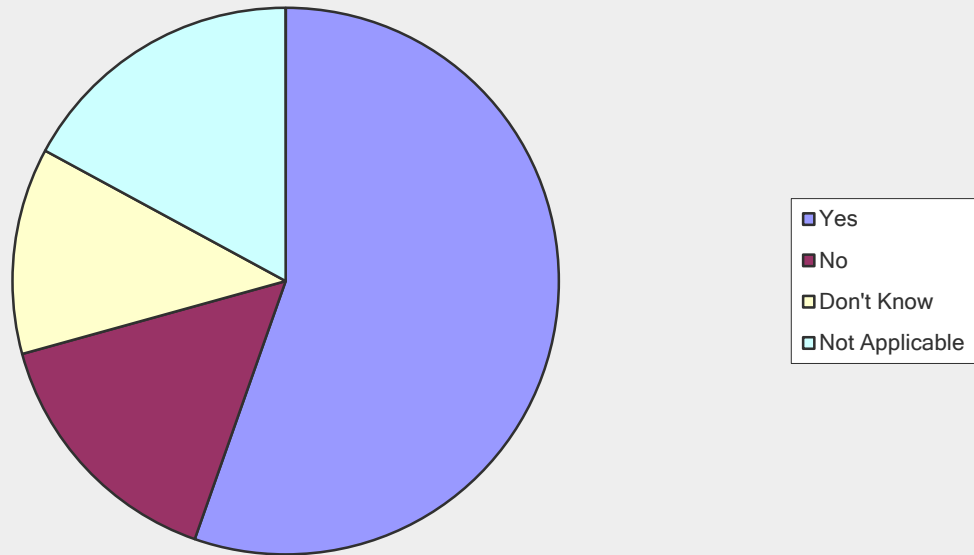


Brevard Public Schools 2010-2011 Parent Survey

Does your employer support education and parent involvement? (Mentoring program, flexible time to attend school events, etc.)

Answer Options	Response Percent	Response Count
Yes	55.4%	159
No	15.3%	44
Don't Know	12.2%	35
Not Applicable	17.1%	49
If yes, please describe		
<i>answered question</i>		287
<i>skipped question</i>		21

Brevard Public Schools 2010-2011 Parent Survey



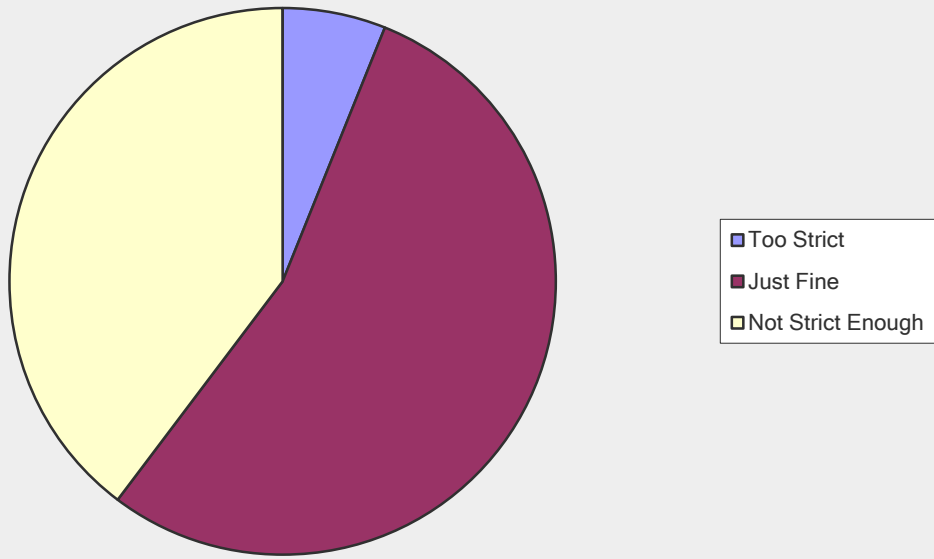
]

Brevard Public Schools 2010-2011 Parent Survey

How do you feel about the current dress code policy?

Answer Options	Response Percent	Response Count
Too Strict	6.1%	16
Just Fine	54.2%	142
Not Strict Enough	39.7%	104
<i>answered question</i>		262
<i>skipped question</i>		46

Brevard Public Schools 2010-2011 Parent Survey



Brevard Public Schools 2010-2011 Parent Survey

Rate how satisfied you are with the overall quality of the following:

Answer Options	Excellent	Good	Fair	Poor	Response Count
Child's school	65	146	59	16	286
Brevard Public Schools	55	165	51	12	283
<i>answered question</i>					286
<i>skipped question</i>					22

